

# IDFC US Equity Fund of Fund

(An open-ended fund of fund scheme investing in units/shares of overseas Mutual Fund Scheme(s)/Exchange Traded Fund(s) investing in US Equity Securities)



## Why US Equities are a powerful complementary addition to the Indian investor's portfolio?

- Effective diversification on account of low correlation with Indian Equities
- Consistent earnings-driven performance, a good combination of reward with resilience
- Exposure to another key asset i.e. USD which is a world reserve currency

## Why consider investing in US Equities now?

- The reopening of the US economy is expected to lead to the highest GDP growth in ~40 years
- Innovative themes to further advance the US economy
- Investing for the long-term offers significant potential, irrespective of market levels

## Start on the right foot with IDFC US Equity Fund of Fund<sup>^</sup>

### Structure of the investment
















### Key features:

- An actively managed underlying fund with a well-tested, fundamental, bottom-up stock selection process
- Growth-oriented portfolio positioned to benefit from reopening of the economy\*
- Seasoned and proven fund management team with deep US expertise\*

Note:

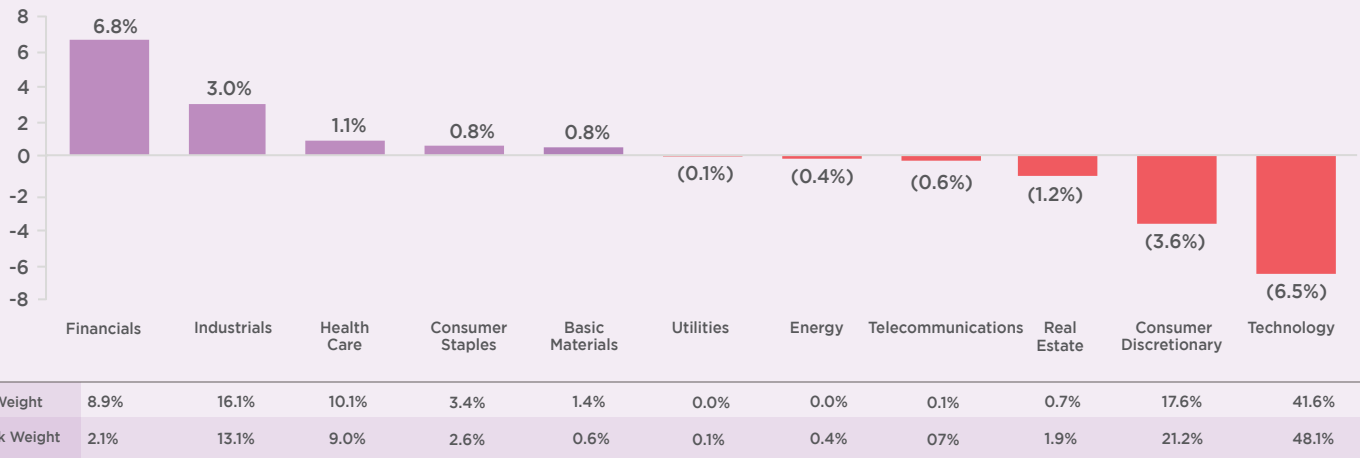
\*The portfolio and fund management team of the underlying fund being referred to here; <sup>^</sup> An open ended fund of fund scheme investing in units/shares of overseas Mutual Fund Scheme(s)/Exchange Traded Fund(s) investing in US Equity Securities

## FUND FEATURES:

-  **Category:**  
Fund of Funds (Overseas)
-  **Monthly Avg AUM:**  
₹ 339.73 Crores
-  **Inception Date:**  
20<sup>th</sup> August 2021
-  **Fund Manager:** (w.e.f. 20<sup>th</sup> August 2021)  
Mr. Viraj Kulkarni - overseas investments and Mr. Harshal Joshi - domestic fixed income securities
-  **Benchmark:**  
Russell 1000 Growth Index<sup>#</sup>
-  **Minimum Investment Amount:** ₹ 5,000/- and in multiples of ₹ 1/- thereafter. Additional Purchase (including switch-in)- ₹ 1,000/- and any amount thereafter
-  **SIP (Minimum Amount):** ₹ 1000/- and in multiples of Rs.1 thereafter
-  **SIP Frequency:** Monthly (Investor may choose any day of the month except 29<sup>th</sup>, 30<sup>th</sup> and 31<sup>st</sup> as the date of instalment.)
-  **Total Expense Ratio:**  
Regular: 1.58%  
Direct: 0.63%  
(In addition to the above, the scheme will also incur 0.73%, i.e. total weighted average of the expense ratio levied by the underlying schemes.)
-  **Underlying Fund:** JPMorgan Funds - US Growth Fund I (Acc) USD
-  **Assets of the underlying fund as on 30<sup>th</sup> September 2021:** USD 1.9bn
-  **Underlying Strategy Inception Date:** 20<sup>th</sup> Oct'00; I Share Class (underlying fund) inception date: 3<sup>rd</sup> Oct'13
-  **Exit Load:**  
- 1% of applicable NAV - if the units are redeemed/switched out within 1 year from the date of allotment  
- Nil - if the units are redeemed / switched-out after 1 year from the date of allotment

<sup>#</sup>Total Return Net of 30% withholding tax

## Underlying Fund Portfolio Over/ (Under) Weight (as on 31<sup>st</sup> August 2021)



Source: J.P. Morgan Asset Management, Wilshire. The portfolio is actively managed. Holdings, sector weights, allocations and leverage, as applicable, are subject to change at the discretion of the investment manager without notice. As of September 2020, Russell Global Sectors (RGS) classification scheme has been decommissioned and has been replaced by the new Industry Classification Benchmark (ICB) classification.

## Annualised Return (as on 30<sup>th</sup> September 2021)

	One Year	Three Years	Five Years	Since Inception
<b>JPM US Growth Fund (Underlying Fund)</b>	24.6%	25.9%	29.7%	22.7%
<b>Russell 1000 Growth Index (Benchmark)</b>	28.1%	22.5%	25.1%	21.0%
<b>Excess Return</b>	<b>-3.4%</b>	<b>3.3%</b>	<b>4.6%</b>	<b>1.7%</b>

Source: J.P. Morgan Asset Management and IDFC internal analysis. INR performance has been derived from the USD returns. Fund performance is shown based on the NAV of the share class I in USD with income (gross of shareholder tax) reinvested including actual ongoing charges excluding any entry and exit fees. Figures greater than 1 year are annualised. The benchmark figures are net of 30% withholding tax. The Fund changed its name from JPM US Strategic Growth Fund to JPM US Growth Fund on 11<sup>th</sup> April 2011. Past performance may or may not be sustained in the future.

## Underlying Fund Key Portfolio Statistics (as on 31<sup>st</sup> August 2021)

	Fund	Benchmark
<b>Weighted Average Market Cap</b>	USD 633.2b	USD 891.7b
<b>Price / Earnings, 12-mth fwd<sup>1</sup></b>	24.5x	27.8x
<b>EPS Growth, 12-mth fwd</b>	19.0%	17.9%
<b>Number of holdings</b>	77	493
<b>Weight in top 10 index holdings</b>	34%	48%

Source: Factset, J.P. Morgan Asset Management. 1. excludes negatives. The portfolio is actively managed. Holdings, sector weights, allocations and leverage, as applicable, are subject to change at the discretion of the investment manager without notice.



### This product is suitable for investors who are seeking\*:

- To create wealth over long term
- Diversification of returns through investing in a fund mainly investing in units/shares of overseas Mutual Fund Scheme (s) / Exchange Traded Fund (s) which invests in US Equity securities

\*Investors should consult their financial advisers if in doubt about whether the product is suitable for them.

Distributed by:

Contact your Financial Advisor | 
 Call toll free 1800-2-6666-88 | 
 Invest online at [www.idfcmf.com](http://www.idfcmf.com) | 
 [www.facebook.com/idfcamc](https://www.facebook.com/idfcamc) | 
 @IDFCMF | 
 IDFC Mutual Fund | LinkedIn | 
 [www.youtube.com/IDFCMUTUALFUND](https://www.youtube.com/IDFCMUTUALFUND)

The identity of the issuer of the Promotion Material and the investment product which is the subject of the Promotion Material and the content of the Promotion Material has been verified by the issuer thereof; The Promotion Material is not issued by J.P. Morgan Asset Management (Singapore) Limited (JPMAMSL), any of its Affiliates or a JPMorgan Fund and the Promotion Material does not relate to a direct investment in any JPMorgan Fund; neither JPMAMSL, any of its Affiliates or a JPMorgan Fund has reviewed the contents of the Promotion Material and accordingly takes no responsibility for the accuracy of the contents of the Promotion Material or any liability for any statement or misstatement in the Promotion Material; and an investor would be investing into an investment product which is established, offered and sold by the Company or its Affiliates and would not be investing in any JPMorgan Fund, and accordingly there is no contractual relationship between the Investor and JPMAMSL, any of its Affiliates or a JPMorgan Fund. Investors will bear the recurring expenses of the Scheme in addition to the expenses of the underlying schemes in which investments are made by the Scheme. IDFC US Equity Fund of Fund is not a dedicated Feeder fund and investment in underlying fund will be undertaken subject to fulfilment of documentation and regulatory requirements applicable for investing in the underlying fund. The FoF performance is subject to the movements of the underlying fund. IDFC AMC does not have an active role in managing the underlying fund. The IDFC US Equity Fund of Fund can invest only in similar mutual fund/s or exchange traded fund/s with similar investment strategy, similar investment objective, similar asset allocation, similar benchmark.

### MUTUAL FUND INVESTMENTS ARE SUBJECT TO MARKET RISKS, READ ALL SCHEME RELATED DOCUMENTS CAREFULLY.

The Disclosures of opinions/in house views/strategy incorporated herein is provided solely to enhance the transparency about the investment strategy / theme of the Scheme and should not be treated as endorsement of the views / opinions or as an investment advice. This document should not be construed as a research report or a recommendation to buy or sell any security. This document has been prepared on the basis of information, which is already available in publicly accessible media or developed through analysis of IDFC Mutual Fund. The information/ views / opinions provided is for informative purpose only and may have ceased to be current by the time it may reach the recipient, which should be taken into account before interpreting this document. The recipient should note and understand that the information provided above may not contain all the material aspects relevant for making an investment decision and the stocks may or may not continue to form part of the scheme's portfolio in future. The decision of the Investment Manager may not always be profitable; as such decisions are based on the prevailing market conditions and the understanding of the Investment Manager. Actual market movements may vary from the anticipated trends. This information is subject to change without any prior notice. The Company reserves the right to make modifications and alterations to this statement as may be required from time to time. Neither IDFC Mutual Fund / IDFC AMC Trustee Co. Ltd./ IDFC Asset Management Co. Ltd nor IDFC, its Directors or representatives shall be liable for any damages whether direct or indirect, incidental, punitive special or consequential including lost revenue or lost profits that may arise from or in connection with the use of the information.